

mono



OMER s.p.a.  
**MOVE MONO 10**  
PORTATA MAX.    MAX. CAPACITY    KG 1000  
PORTES MAX.    CARGA MAX.    LBS 2200  
MAX. TRAGKRAFT



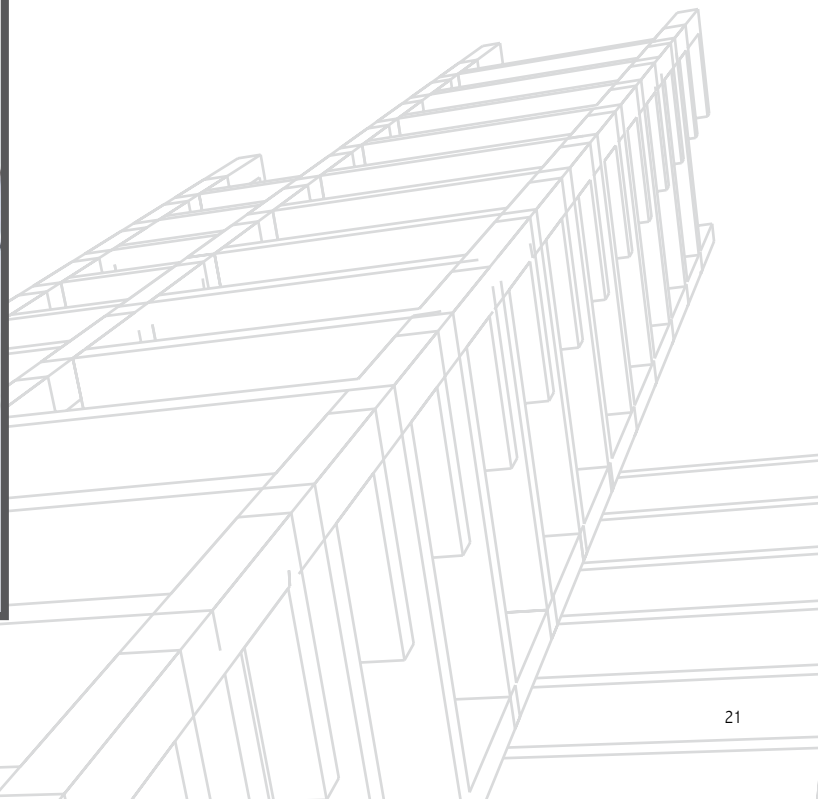


# mono





The load-bearing capacity of the Omer SPA material lifting platforms ranges from 750 Kg to 1,500 Kg. This means that the machine structure is rated for heavy-duty lifting. **Consequently one can say that the Omer SPA goods lift platforms are an essential for industrial users.**






The structure is composed of two columns - welded together to form a single block which ensures the greatest structural stiffness - and a central hydraulic cylinder (manufactured by Omer SPA) connected to a special control unit.



The control unit is composed of an oil tank, an electrical panel and an Electro-hydraulic pump. The complete assembly takes up less than a square meter of space and ensures easy access for maintenance and control.



The column structure (clearly visible in the photo) is connected by a series of horizontal steel plates, thus making the structure itself even more rigid. The piston is located at the center of the columns and is proportioned according to platform capacity.



The main parts of the unit are all positioned between the two columns, including all electrical connections and the junction box. This position ensures easy access for periodic maintenance and servicing requirements.



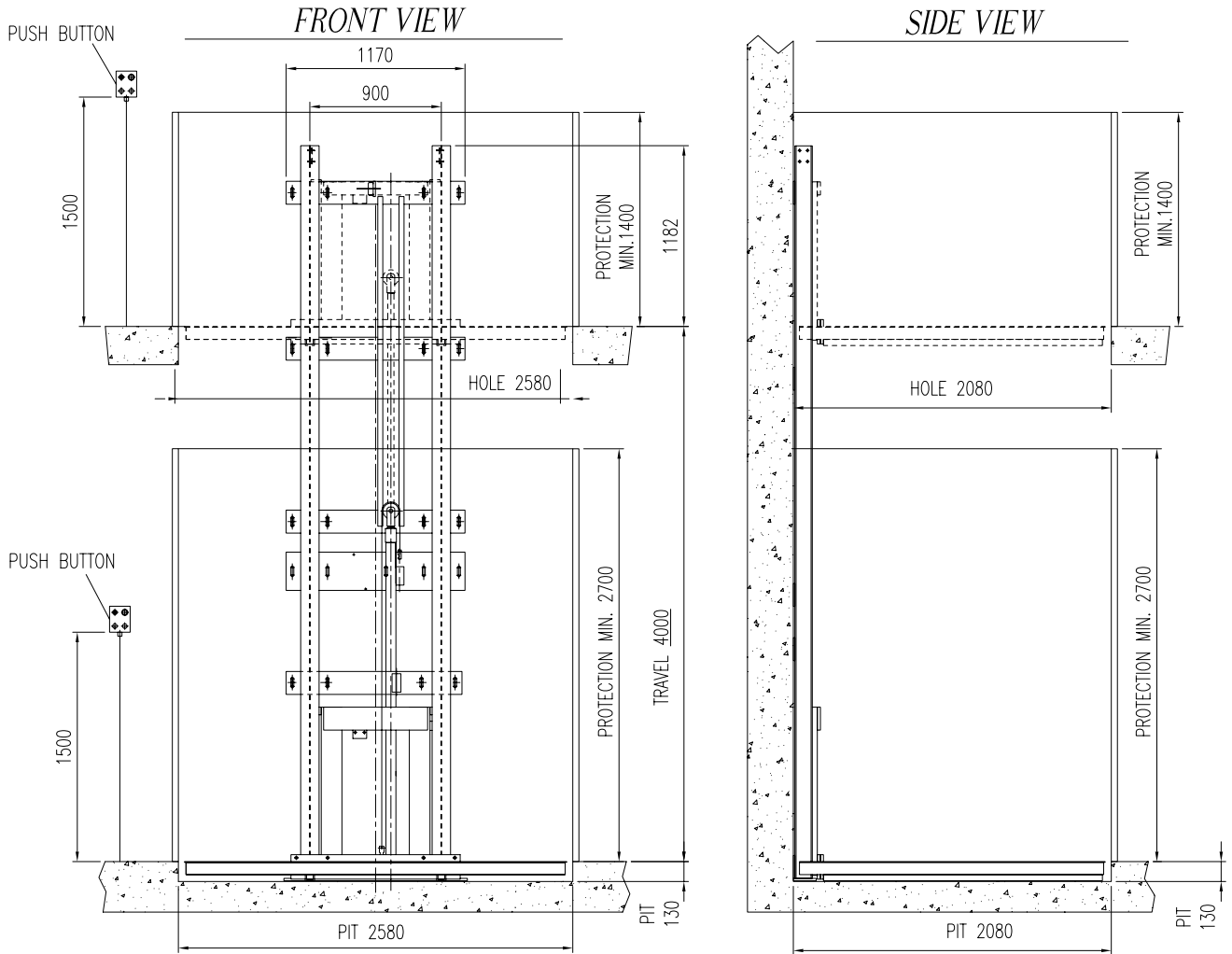
The machine has low voltage electric limit switches to provide for two speed operation. These systems can be adjusted according to the location demands.



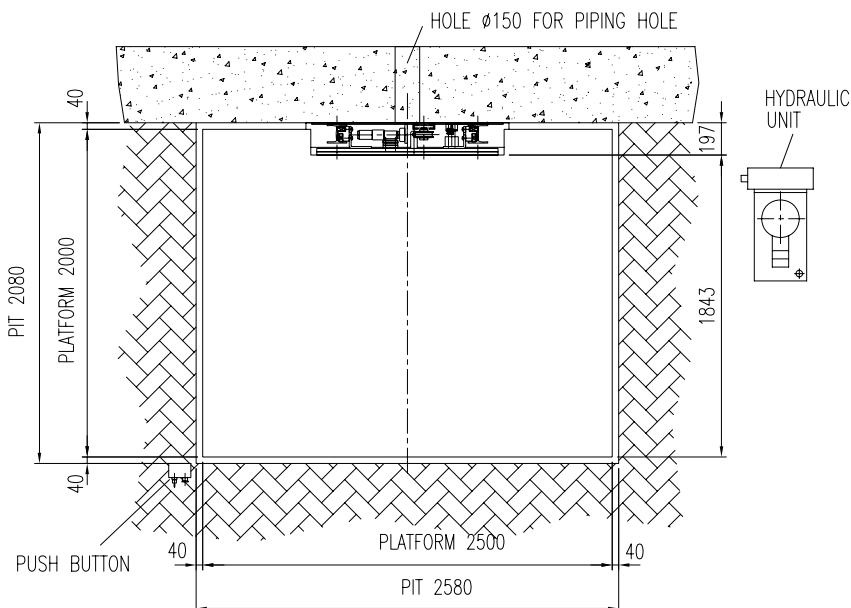
When the platform passes the limit switch, it first activates the slow down switch and then activates the stop command.



The structure is made of transverse tubular profiles running along the entire platform, thus ensuring extraordinary sturdiness, and the capability of lifting significant weight (1,500 Kg.)

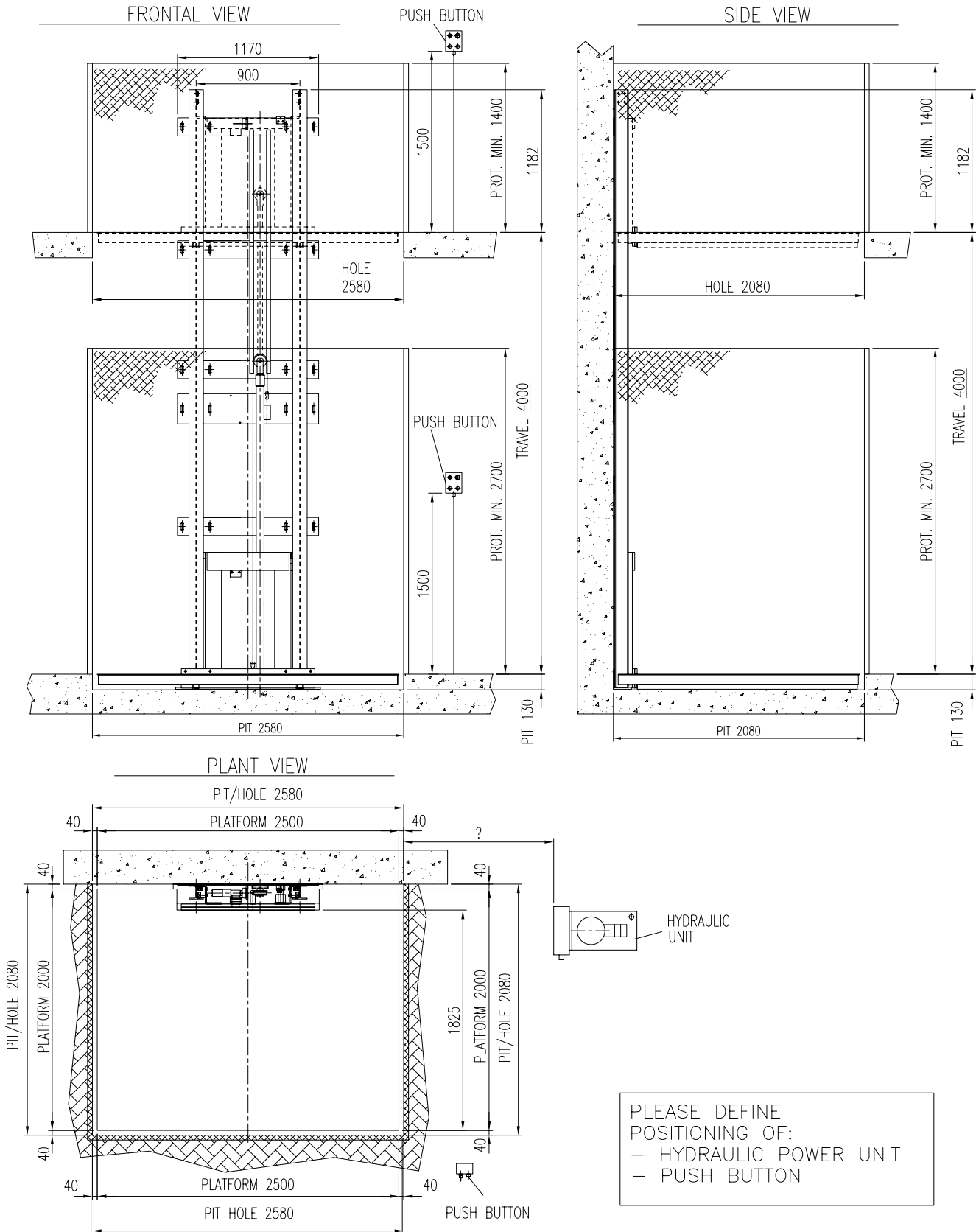


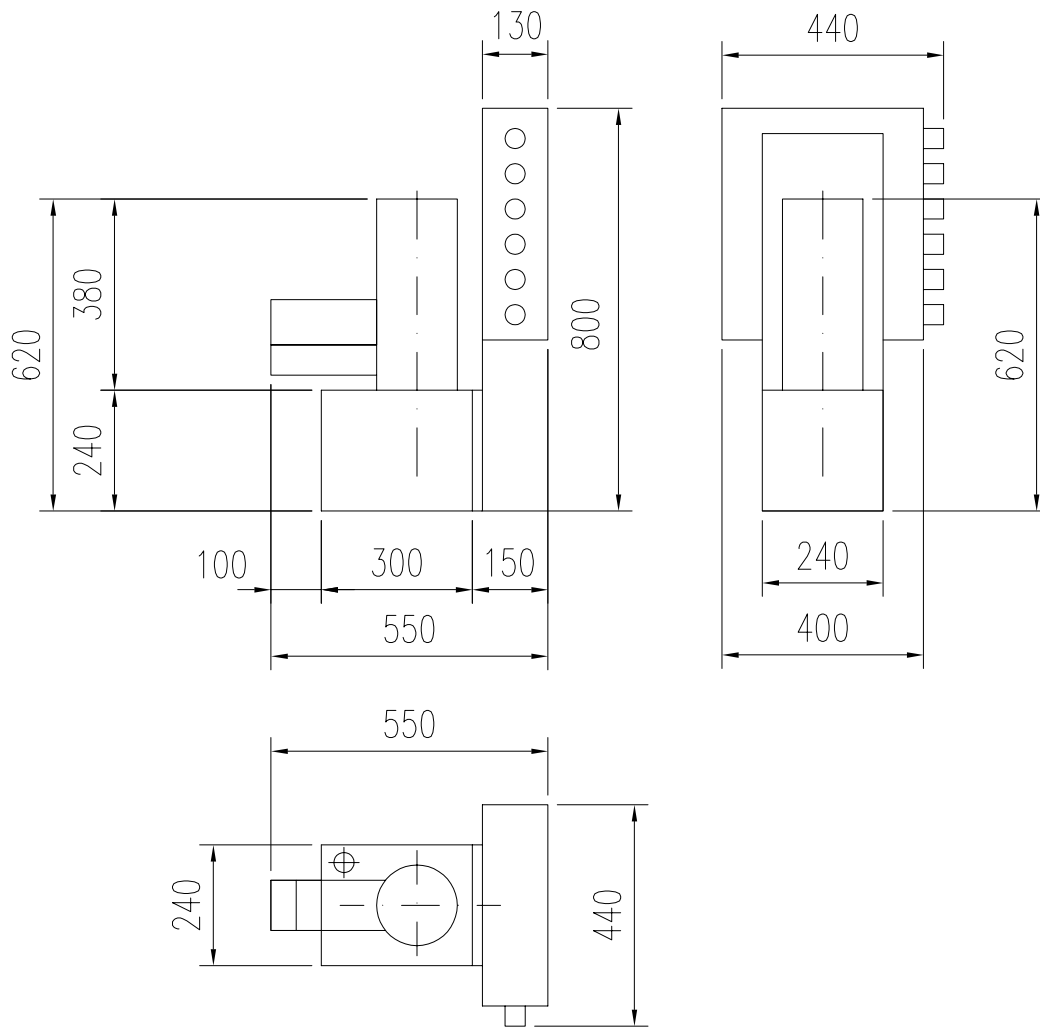
*PLANT VIEW*



PLEASE DEFINE POSITIONING OF:  
 - HYDRAULIC POWER UNIT  
 - PUSH BUTTON

mono 15





MAIN DIMENSIONS OF THE ELECTRICAL & HYDRAULIC UNIT

		Capacity	Standard Lifting Height	Max Lifting Height	Minimum Platform	Standard Platform	Max Platform	Net height	Pit	Power	Speed	Power supply	Standard Weight	Notes
MONO 7.5	mm/kg	750 kg.	4000 mm	17000 mm	500x840 mm	2000x2500 mm	2000x2500 mm		130 mm	2,5 kw	0,15 m/s	400 v / 50 hz	1150 kg.	The speed changes according to the diameter of the hydraulic pistons installed
	inch/lbs	1652 lbs	157,5 inch	669,3 inch	19,7x33,1 inch	78,98,4 inch	78,7x98,4 inch		5,1 inch	3,4 hp	5,9 inch/s	400 v / 50 hz	2533 lbs	
MONO 10	mm/kg	1000 kg.	4000 mm	17000 mm	500x840 mm	2000x2500 mm	2000x2500 mm		130 mm	2,5 kw	0,15 m/s	400 v / 50 hz	1150 kg.	The speed changes according to the diameter of the hydraulic pistons installed
	inch/lbs	2203 lbs	157,5 inch	669,3 inch	19,7x33,1 inch	78,98,4 inch	78,7x98,4 inch		5,1 inch	3,4 hp	5,9 inch/s	400 v / 50 hz	2533 lbs	
MONO 15	mm/kg	1500 kg.	4000 mm	17000 mm	500x840 mm	2000x2500 mm	2000x2500 mm		130 mm	2,5 kw	0,15 m/s	400 v / 50 hz	1350 kg.	The speed changes according to the diameter of the hydraulic pistons installed
	inch/lbs	3304 lbs	157,5 inch	669,3 inch	19,7x33,1 inch	78,98,4 inch	78,7x98,4 inch		5,1 inch	3,4 hp	5,9 inch/s	400 v / 50 hz	2974 lbs	

# ACCESSORIES

■ STANDARD ITEM    □ OPTIONAL ITEM

DESCRIPTION	MONO 7,5	MONO 10	MONO 15	NOTES
Standard colours: BLU / BLUE RAL 5005 e/and ARGENTO / SILVER RAL 9006	■	■	■	
Nr. 1 column complete with lifting cylinders.	■	■	■	
Nr. 1 platform in diamond plate	■	■	■	Standard Dimensions: W2.000xL2.000 o/or W2.000xL2.500 mm.
Nr. 2 "dead man" push-button board	■	■	■	
Nr. 2 door safety locks	■	■	■	
Nr. 1 hydraulic control unit	■	■	■	
Power Supply: 400-460V/3Ph/50-60Hz	■	■	■	
Nr. 1 deceleration kit	■	■	■	
Nr. 1 guide side protection side	■	■	■	
Standard height (not adjustable) up to 4 mt.	■	■	■	
2 stops	■	■	■	
Level locking mechanical devices	■	■	■	
Mechanical and electrical safety devices	■	■	■	
Nylon Package	■	■	■	
Reverse guides *	□	□	□	
Adjustable height : +/- 50 mm. (each floor)	□	□	□	
Lifting height over 4 mt. (each 500 mm.)	□	□	□	Suitable up to 10 mt.
90 mm. Diam. Hyd. Cylinder for Travel exceeding 10 mt	□	□	□	Upon OMER request and acceptance
Extra cost for non standard platform size	□	□	□	
upon request w2.000xl3.000 mm.	□	□	□	
Additional Cost for the 3rd Stop	□	□	□	
Additional Cost for each further Stop	□	□	□	Suitable up to 6 Stops
Columns split in 2 or more sections	□	□	□	
Electro-magnetic sensor	□	□	□	
Security control module for sensors and safety locks	□	□	□	
Additional push button board	□	□	□	
Additional safety lock for concertina and standard doors	□	□	□	
Outside Pulse Recall for each Push Button Board	□	□	□	Suitable only for closed shaft
Pulse Command Return to Home Position Button	□	□	□	Suitable only for closed shaft
Outside Infra-red Remote Control (max. 5 mt. distance) - Each Receiver	□	□	□	
Outside Infra-red Remote Control (max. 5 mt. distance) - Each Transmitter	□	□	□	
Flashing light	□	□	□	
Audible warning kit	□	□	□	
Two-colours tower light (Red/Green)	□	□	□	
Energy Saving Soft Start	□	□	□	
Hand pump set	□	□	□	
Back-up battery	□	□	□	
Waterproof galvanised cover for control unit for outdoor installation	□	□	□	
Waterproof push-button board IP 65	□	□	□	
Additional set of electrical locking cylinder under the platform	□	□	□	
Removable handrail protection H = 1200 mm (each meter)*	□	□	□	
Fix handrail protection H = 1200 mm (each meter)*	□	□	□	
Push button board people lift design*	□	□	□	
Console for panel control*	□	□	□	
Screw anchors for walls different than concrete.*	□	□	□	
Non standard power supply 220V/1Ph/50-60Hz	□	□	□	
Non standard colour*	□	□	□	
Hot Galvanisation	□	□	□	
Hot Galvanisation every 50 cm. Over 4 m. lifting height	□	□	□	
Hot galvanisation nr. 1 Handrail protection without grid	□	□	□	
Wood Pallet for Column	□	□	□	
Wood Pallet for Platform	□	□	□	
Control Panel Crate	□	□	□	